

Magnetically Compensated Choke, 1- and 3-phase



See below:

Approvals and Compliances

Description

- Current compensated choke
- 1- or 3-phase choke
- THT terminals or wire leads
- Flange for mounting onto printed circuit board
- Fully potted resin

Applications

- Attenuation of common mode interferences
- May also be used in direct current applications where magnetic compensation is required
- Designed for 230/400 VAC applications

Weblinks

[pdf data sheet](#), [html datasheet](#), [General Product Information](#), [Distributor-Stock-Check](#), [Detailed request for product](#)

Technical Data

Rated voltage	up to 440 VAC	Test Voltage	1.8kV, 50Hz, 1 min, winding to winding
Rated Current	0.5 - 15A @ Ta 40 °C	Isolation Voltage	2kV eff., winding to ambient
Rated inductance	1 - 20mH, Tol. -30% +50%	Climatic Category	25/100/21 acc. to IEC 60068-1
Power Operating Frequency	50 - 400Hz	Allowable Operation Temp.	-25 °C to 100 °C
Terminal Type	THT, Flexible wire		
Weight	6 - 163g		
Material: Housing	UL 94V-0		
Sealing Compound	UL 94V-0		

Approvals and Compliances

Detailed information on product approvals, code requirements, usage instructions and detailed test conditions can be looked up in [Details about Approvals](#)

SCHURTER products are designed for use in industrial environments. They have approvals from independent testing bodies according to national and international standards. Products with specific characteristics and requirements such as required in the automotive sector according to IATF 16949, medical technology according to ISO 13485 or in the aerospace industry can be offered exclusively with customer-specific, individual agreements by SCHURTER.

Approvals

The approval mark is used by the testing authorities to certify compliance with the safety requirements placed on electronic products.

Approval Reference Type: DFK

Approval Logo	Certificates	Certification Body	Description
	UL Approvals	UL	UL File Number:





Application standards

Application standards where the product can be used

Organization	Design	Standard	Description
	Designed for applications acc.	IEC/UL 60950	IEC 60950-1 includes the basic requirements for the safety of information technology equipment.

Compliances

The product complies with following Guide Lines

Identification	Details	Initiator	Description
	CE declaration of conformity	SCHURTER AG	The CE marking declares that the product complies with the applicable requirements laid down in the harmonisation of Community legislation on its affixing in accordance with EU Regulation 765/2008.
	RoHS	SCHURTER AG	Directive RoHS 2011/65/EU, Amendment (EU) 2015/836
	China RoHS	SCHURTER AG	The law SJ / T 11363-2006 (China RoHS) has been in force since 1 March 2007. It is similar to the EU directive RoHS.
	REACH	SCHURTER AG	On 1 June 2007, Regulation (EC) No 1907/2006 on the Registration, Evaluation, Authorization and Restriction of Chemicals 1 (abbreviated as "REACH") entered into force.

Dimension [mm]

Case 03



Case 07



Case 11



Case 12



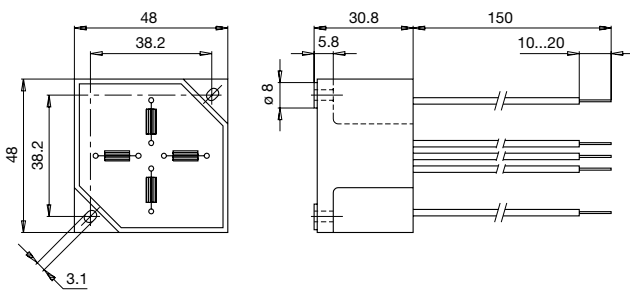
Case 20



Case 25-2



Case 29-4



Diagrams



1 phase



3 phases and neutral

Impedance curves

DFK-175-xxxx, DFK-20-xxxx



DFK-25-xxxx, DFK-40-xxxx



DFK-33-xxxx, DFK-48-xxxx



All Variants

I_n [A]	L_n [mH]	R_{Cu} [mΩ]	f_{RES} [MHz]	Copper ϕ [mm]	Weight [g]	Housings	Packing unit [pcs.]	Order Number
0.5	10	900	0.5	0.5	6 g	03	100	DFK-175-0001
1	10	500	0.7	0.6	12 g	07	150	DFK-20-0001
1	20	500	0.5	0.6	12 g	07	150	DFK-20-0002
1	10	510	0.5	0.6	18 g	11	50	DFK-25-0001
2	10	250	0.5	0.6	18 g	12	50	DFK-25-0002
2	20	250	0.3	0.6	37 g	20	45	DFK-33-0001
3	10	150	0.38	0.6	37 g	20	45	DFK-33-0002
6	4	27	0.4	-	127 g	25-2	10	DFK-40-0003
10	2	9	1.45	-	127 g	25-2	10	DFK-40-0004
15	1	10	1.45	2.5 x 2.5	127 g	25-2	10	DFK-40-0005
6	4 x 1.5	20	0.2	1.5 x 1.5	163 g	29-4	10	DFK-48-0008

Availability for all products can be searched real-time: <https://www.schurter.com/en/Stock-Check/Stock-Check-SCHURTER>