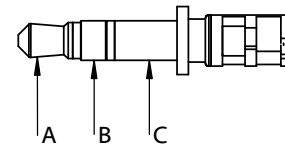
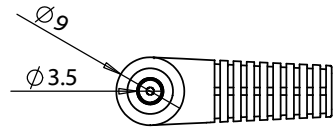
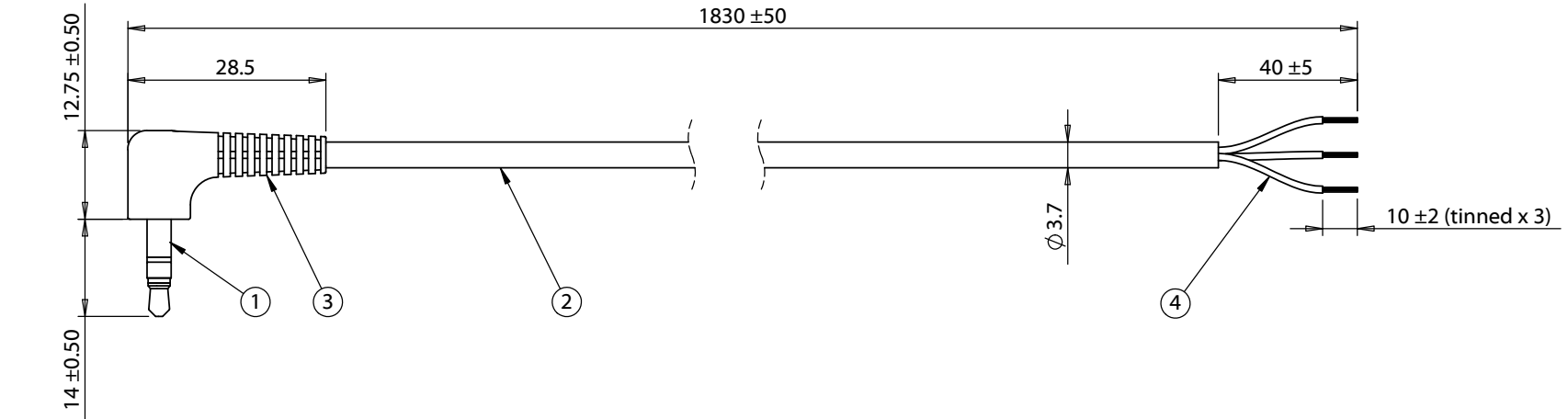


ITEM NO.	PART NUMBER	DESCRIPTION	QTY.	NOTES
1	50-00265	Connector, stereo plug, 3.5xL24.5 mm, brass nickel plated	1	
2	30-00005	Wire, 2C BC, 24 AWG, 300V, 80C, 3.7 mm, shielded, PVC, 76A	1	
3	24-00045	Overmold, PVC, black	1	
4	Heat Shrink	Heat shrink tube, Ø2.0, 30±5, 105°C, black	1	



Wiring diagram	
50-00265	Wire Color
A	Red
B	Black
C	Shield

Revision:	Date:	Description:	Prepared:	Notes:	TENSILITY	
A1	8/31/2011	Updated description, connector, and wire information	GL Digitally signed by GL Date: 2017.02.13 09:24:55 -08'00'	RoHS compliant	tel 1.541.323.3228	800 877.670.7118
A2	3/20/2012	Added plug and overmold dimensions	PS Digitally signed by PS Date: 2017.02.13 14:53:43 -08'00'	Function test: no open, no short circuit, no intermittent	fax 1.541.323.4202	web tensility.com
A3	3/26/2012	Updated wire and plug specifications	Dimensions are in millimeters. Tolerances: X: ± 0.5 mm X.X: ± 0.3 mm X.XX: ± 0.05 mm	Description: Cable, 1830 mm, 3.5 mm 90° 50-00265 stereo plug to stripped tinned, 24 AWG, 30-00005 wire, shielded	Size:	Part number:
A4	9/23/2014	Corrected overmold dimensions			A	053-0282R (CA-2208)
A5	2/13/2017	Updated notes			Scale: 1:1	Sheet 1 of 1